

































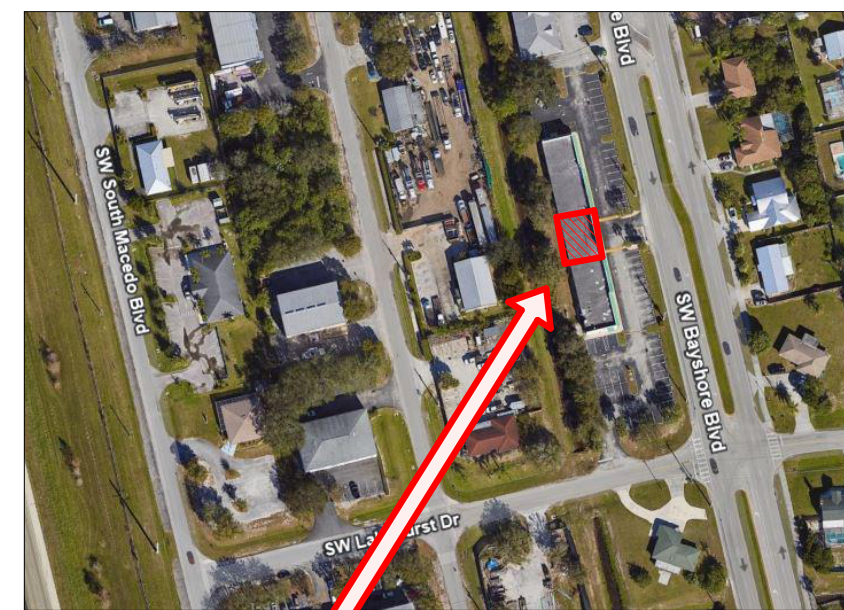
WWW.ADC-ARCHITECTS.NET

POWER LEGEND		MECH. LEGEND SYMBOLS	
	DUPLEX RECEPTACLE @ 12" A.F.F. 20AMP, 120V "C" = 8" ABOVE COUNTER UC = UNDER COUNTER		SMOKE DETECTOR - CLG MOUNTED SMOKE DETECTOR - WALL MOUNTED 110V HARD WIRED W/ BATTERY BACKUP PER NFPA 72 & 2010 FBC
	GFI=GROUND FAULT CIRCUIT INTERRUPTER WP=WHEATHERPROOF TOP-HALF TO SWITCH		SECURITY CLOSED TV - CAMERA (MONITORED) LED FIXTURE (INSTALLED BY AUTHORIZED PERSONNEL)
	QUADRUPLEX RECEPTACLE SPECIAL PURPOSE OUTLET @ 4'-0" A.F.F. 220V		SECURITY CAMERA CEILING MTD (MOTION ACTIVATED) LED FIXTURE (INSTALLED BY AUTHORIZED PERSONNEL)
	JUNCTION BOX JUNCTION BOX (CEILING)		EXHAUST FAN/LIGHT EXHAUST FAN W/O LIGHT
	PREWIRED CATV JACK TELEPHONE JACK		AIR CONDITIONING THERMOSTAT W/ AHU NUMBER
	SWITCHES: 1 POLE, 3-WAY, DIMMER, FAN RHEOSTAT		FAN MOUNTED @ 8'-0" HEIGHT A.F.F.
	SWITCH - PUSHBUTTON BUZZER FOR ELECT. DOOR LOCK MTD @ 36" A.F.F.		ELECTRICAL PANEL LOAD CENTER CIRCUIT BREAKER PANEL
	SECURITY KEYPAD DISCONNECT SWITCH		CONDUIT RUN TICK W/ BENT INDICATES BONDING CONDUIT
	PANIC BUTTON W/ALARM MTD @ 42" A.F.F. DURESS BUTTON CONNECTED TO SEC. INTERCOM KEYPAD		FAN FLEX DUCTS
	DATA: CAT-6 CONNECTION @ 18" A.F.F. DATA: USB PORT @ 18" A.F.F. DATA: USB PORT @ 4" ABOVE COUNTER		RETURN AIR REGISTER
			RETURN AIR GRILLE
			EXHAUST FIXTURE
			EXHAUST FAN / LIGHT
			FAN EXHAUST FIXTURE 75 GPM EXHAUST
			AIR DIFFUSER
			AIR LINEAR DIFFUSER
			MANUAL DAMPER
			THERMOSTAT MOUNT @ 48" A.F.F.
			RIGID DUCT
			AIR COOLED CONDENSING UNIT
			AIR HANDLING UNIT
			ELECTRICAL PANEL LOAD CENTER CIRCUIT BREAKER PANEL

NUMBER OF PLUMBING OCCUPANTS SCHEDULE (FBC TABLE 2902.1)										
OCCUPANCY: M (MERCANTILE)	TOTAL NUMBER OF OCCUPANTS	OCCUPANT RATIO		WATER CLOSETS / URINALS		LAVATORY		DRINKING FOUNTAIN		SERVICE SINK
		(F)	(M)	REQ. FIXTURE PER OCCUPANT 1 PER (X)	MIN. REQ.	REQ. FIXTURE PER OCCUPANT 1 PER (X)	MIN. REQ.	REQ. FIXTURE PER OCCUPANT 1 PER (X)	MIN. REQ.	MIN. REQ.
TOTAL REQUIRED:	13	1	1	500	0.026	750		1000	NONE*	NONE*
PROVIDED (EXIT/SING):	13				1		1		2	NONE*

SCOPE OF WORK


FBC (FLORIDA BUILDING CODE), 8TH EDITION (2023) BUILDING
FBC (FLORIDA BUILDING CODE), 8TH EDITION (2023) ACCESSIBILITY
FBC (FLORIDA BUILDING CODE), 8TH EDITION (2023) MECHANICAL
FBC (FLORIDA BUILDING CODE), 8TH EDITION (2023) PLUMBING
FBC (FLORIDA BUILDING CODE), 8TH EDITION (2023) GAS
FBC (FLORIDA BUILDING CODE), 8TH EDITION (2023) EXISTING BUILDING
NFPA 101 LIFE SAFETY CODE 2021, FLORIDA 8TH EDITION (2023)
NFPA 1 FIRE CODE 2021, FLORIDA 8TH EDITION (2023)
NEC (NATIONAL ELECTRICAL CODE) 2020, FLORIDA 8TH EDITION (2023)



 AREA IN SCOPE

LOCATION MAP

SCALE: N/A

[illegible]

AN001